

Angle bracket, Angle-bracket screw, Interwoven fence fitting

Angle bracket

With a rib, hot-dip galvanised steel




- High stability thanks to reinforced rib
- Excellent corrosion protection thanks to hot-dip galvanisation

Art. no.	Dimensions [mm] ^{a)}	Drill holes [mm] ^{b)}	PU
904725	55 x 70 x 70	16 x 5 / 2 x 11	100
904726	65 x 90 x 90	20 x 5 / 2 x 11	100
904727	90 x 100 x 100	24 x 5 / 4 x 13	50

a) Height x length x width
b) Quantity x Ø

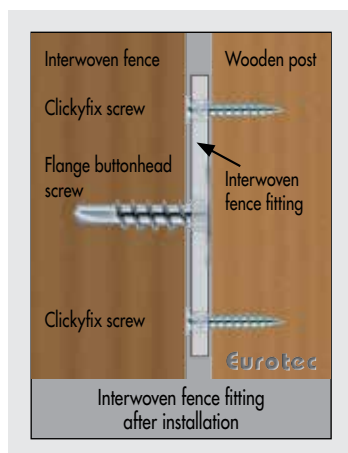
Angle-bracket screw

Blue galvanised



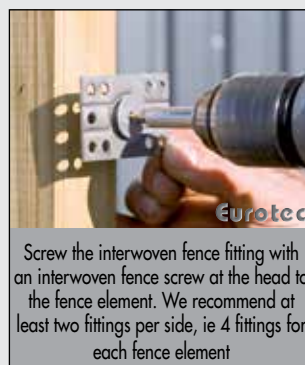
Art. no.	Dimensions [mm]	Drive	PU
945343	5,0 x 25	TX20	250
945232	5,0 x 35	TX20	250
945241	5,0 x 40	TX20	250
945233	5,0 x 50	TX20	250
945344	5,0 x 60	TX20	250
945345	5,0 x 70	TX20	250

Interwoven fence fitting set



Art. no.	Dimensions [mm]	Material	PU
S900335*	40 x 65 mm	V2A	1

*A set consists of 4 fittings (V2A) + 16 ClickyFix + 4 x Interwoven fence screws



Screw the interwoven fence fitting with an interwoven fence screw at the head to the fence element. We recommend at least two fittings per side, ie 4 fittings for each fence element



Now fasten the fence panel with the fitting to the wooden post. We recommend using 4 Clickyfix screws per fitting

Interwoven fence fitting

Yellow galvanised steel



Art. no.	Dimensions [mm] ^{a)}	Material thickness [mm]	PU
900337	36 x 81 x 27	2,0	4

a) Height x length x width